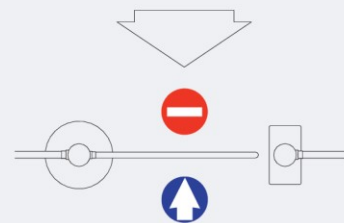


ON REQUEST :

ACOUSTIC ALARM SYSTEM

ALARM SYSTEM PREVENTING MISUSE OF THE ENTRY-EXIT DEVICES. A LOUD BUZZING TONE INDICATES THAT CUSTOMERS ARE LEAVING THE STORE IN A PROHIBITED WAY OF EXIT.



ANTIPANIC SYSTEM

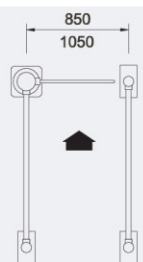
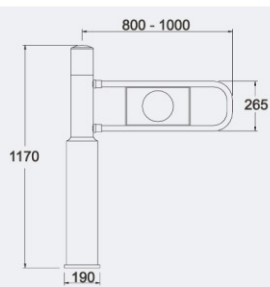
MAKING AN APROXIMATE PRESSURE OF 25 KP. THE GATE ARM IS RELEASED IN THE EXIT WAY WITH NO WEAR OR DAMAGE TO THE MECHANISM.



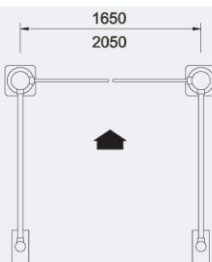
DOUBLE ELECTRONIC ACCESS GATE



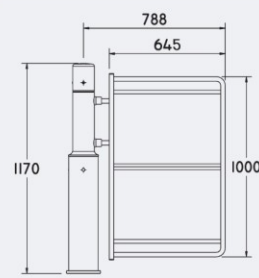
HALF CLOSURE MECHANICAL ACCESS GATE



SIMPLE



DOUBLE



850
1050

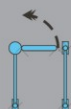
LEFT

CSBEI85

52,0 kg.

CSBEI105

53,0 kg.



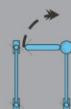
RIGHT

CSBED85

52,0 kg.

CSBED105

53,0 kg.



788

CSBEMPD78

53,0 kg.

CSBEMPI78

53,0 kg.



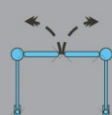
1650
2050

CDBE165

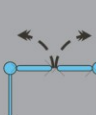
93,5 kg.

CDBE205

95,5 kg.



1576



CDBEMP157

95,5 kg.